

Facile Protocol for Water-Tolerant “Frustrated Lewis Pair”-Catalyzed Hydrogenation

Daniel J. Scott,[†] Trevor R. Simmons,[‡] Elliot J. Lawrence,[‡] Gregory G. Wildgoose,[‡] Matthew J. Fuchter,[†] and Andrew E. Ashley^{*,†}

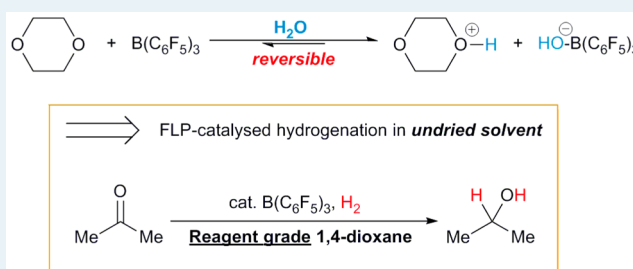
[†]Department of Chemistry, Imperial College London, London, SW7 2AZ, United Kingdom

[‡]Energy Materials Laboratory, School of Chemistry, University of East Anglia, Norwich Research Park, Norwich, NR4 7TJ, United Kingdom

S Supporting Information

ABSTRACT: Despite rapid advances in the field of metal-free, “frustrated Lewis pair” (FLP)-catalyzed hydrogenation, the need for strictly anhydrous reaction conditions has hampered wide-scale uptake of this methodology. Herein, we report that, despite the generally perceived moisture sensitivity of FLPs, 1,4-dioxane solutions of $B(C_6F_5)_3$ actually show appreciable moisture tolerance and can catalyze hydrogenation of a range of weakly basic substrates without the need for rigorously inert conditions. In particular, reactions can be performed directly in commercially available nonanhydrous solvents without subsequent drying or use of internal desiccants.

KEYWORDS: “frustrated Lewis pairs”, catalytic hydrogenation, water tolerance, solvent effects, metal-free



With the advent of “frustrated Lewis pair” (FLP) chemistry, metal-free catalytic hydrogenation has managed to progress, in less than a decade, from the first example of reversible metal-free H_2 activation,¹ into an established area of active research.² In this remarkably short span of time, the substrate scope of FLP hydrogenation methodologies (in which H_2 is activated through the cooperative action of a Lewis acid/base pair precluded from forming a strong classical adduct) has expanded from the initial basic imines and aziridines³ to include a wide variety of other functional groups,² including heterocycles,⁴ simple alkenes, and alkynes,⁵ and most recently, aldehydes and ketones.⁶

As FLP chemistry becomes more established, focus has inevitably begun to shift from early, “proof-of-concept” studies to the aim of developing more practical and widely applicable FLP catalysts. To this end, recent reports have been seen emphasizing the development of FLPs that can operate with low catalyst loadings,^{5a,7} or with high enantioselectivity.⁸ Despite these advances, one factor that seriously limits the attractiveness of the FLP catalysts reported to date is their extreme sensitivity (and perceived sensitivity) to moisture⁹ (as well as many other functional groups),^{4,9,10} requiring these reagents to be handled and employed under rigorously inert conditions through use of gloveboxes and Schlenk lines. This lack of H_2O tolerance represents a significant practical barrier to the uptake of FLP catalysis by the broader chemical community that must be overcome if FLPs are truly to become viable alternatives to transition metal hydrogenation catalysts.

Several attempts have been made to mitigate this problem in recent years. For example, we have reported the use of

$B(C_6Cl_5)(C_6F_5)_2$ ¹¹ as a bench-stable Lewis acid for FLP chemistry,¹² however, this system still required the use of rigorously dry reaction conditions (including freshly distilled, anhydrous solvent) during catalytic hydrogenations. Separately, Ingleson et al. have described the use of the *N*-methylacridinium cation as a Lewis acid for FLP H_2 activation in wet 1,2-dichlorobenzene,¹³ yet these reaction conditions were not extended to subsequent hydrogenation catalysis. In addition, significant hydrolysis (40%) was observed. More recently, Stephan et al. have reported an FLP-catalyzed deoxygenation of aryl ketones and, although this reaction produces H_2O as a byproduct, the use of molecular sieves as a reagent ensures that the reaction mixture remains strictly anhydrous.^{6c} As such, the challenge of developing simple, H_2O -tolerant FLP catalytic systems remains an open one.¹⁴

The origins of FLPs’ moisture sensitivity can be understood by considering as an example the archetypal Lewis acid of FLP chemistry: commercially available $B(C_6F_5)_3$ (**1**). Because of its high Lewis acidity, complexation of H_2O not only is strong, but also leads to significant Brønsted acidification (the pK_a of $[1-OH_2]^+$ has been found to be comparable to that of HCl)¹⁵ and accordingly, deprotonation by even moderately strong bases (including the amines and phosphines typically employed in FLP chemistry) is irreversible. Under more forcing conditions,

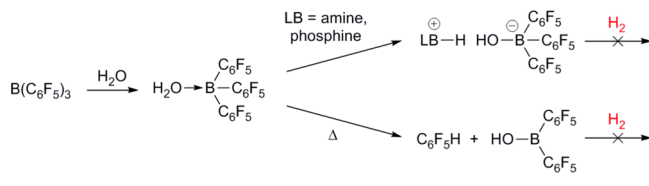
Received: July 7, 2015

Revised: August 11, 2015

Published: August 17, 2015

the adduct [1·OH₂] is also prone to decomposition via B–C bond protonolysis (Scheme 1).¹⁶

Scheme 1. Pathways for Deactivation of 1 by H₂O



Recently, we^{6a} and Stephan et al.^{6b} have independently reported the hydrogenation of ketones and aldehydes to alcohols, catalyzed by **1** in ethereal solvents (Scheme 2). These reactions are clearly tolerant of hydroxylic functionalities, which is attributed to the weak Brønsted basicity of the ethers employed, which inhibits irreversible deprotonation of the highly acidic [1·ROH] adducts.

Following on from these results, we reasoned that these systems might also be capable of tolerating the presence of H₂O, for similar reasons, which would represent an important advance for the field of FLP chemistry. Initial investigations focused on the hydrogenation of acetone (the simplest substrate previously examined under anhydrous conditions). Gratifyingly, when **1** was replaced with the preformed adduct 1·OH₂¹⁵ under identical conditions, selective hydrogenation to 2-propanol was observed to proceed cleanly and with good turnover number (Table 1, entry 2). Although the rate of reaction is reduced (c.f. Table 1, entry 1), confirming that H₂O acts as a significant catalyst poison, inhibition by H₂O is nonetheless clearly reversible. At the time, this represented the first example of an FLP-catalyzed hydrogenation that is tolerant of stoichiometric (relative to catalyst) H₂O.

Increasing the H₂ pressure led to a significant rate enhancement, even at lower catalyst loadings (Table 1, entry 3) and without any detectable catalyst decomposition (ascertained by ¹⁹F and ¹¹B NMR spectroscopy). Under these conditions, several more equivalents of H₂O could be tolerated, with an attendant decrease in rate yet otherwise no major difference in reaction outcome (Table 1, entries 4 and 5).

On the basis of the ability of this system to tolerate multiple equivalents of water, we reasoned that the use of “undried” solvents ought to be achievable; impressively, the reaction could be performed very effectively in nonanhydrous commercial solvent¹⁷ even without any need for subsequent drying, degassing, or other purification. Furthermore, doubling the substrate and catalyst concentrations allowed for a significant decrease in reaction time (Table 1, entry 6).

The mechanism by which the hydrogenation is believed to occur is identical to that proposed for the anhydrous reaction, with [1·OH₂] acting as an off-cycle resting state (Scheme 3).¹⁸ As with previously observed alcohol tolerance, H₂O tolerance is attributed to the lack of any strong base, meaning irreversible

Table 1. Metal-free catalytic hydrogenation of acetone in the presence of various amounts of H₂O

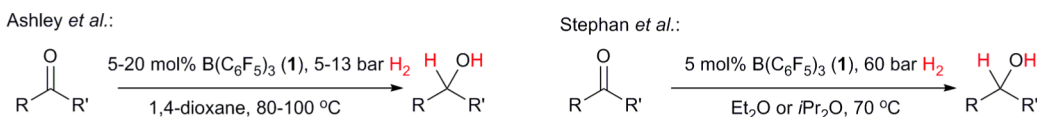
entry	[Me ₂ CO], M	[1], mol %	[H ₂ O]/[1]	<i>p</i> , bar	<i>t</i> , h	conv, % ^a	TON
1 ^{b,c}	0.50	5	0	13	6	99	20
2 ^c	0.29	5	1 ^d	13	70	94	19
3 ^e	0.27	2.5	1	50	39	92	37
4 ^e	0.27	2.5	2	50	84	98	39
5 ^e	0.27	2.5	5	50	108	92	37
6 ^f	0.53	2.5	>1 ^g	50	15	94	38

^aAll conversions measured by ¹H NMR integration. ^bResult taken from Ashley et al.^{6a} ^c0.2 mmol acetone. ^dAdded as [1·OH₂]. ^e4.0 mmol acetone. ^f8 mmol acetone, ACS reagent grade commercial solvent (Sigma-Aldrich). ^gConfirmed by control experiments (see the SI).

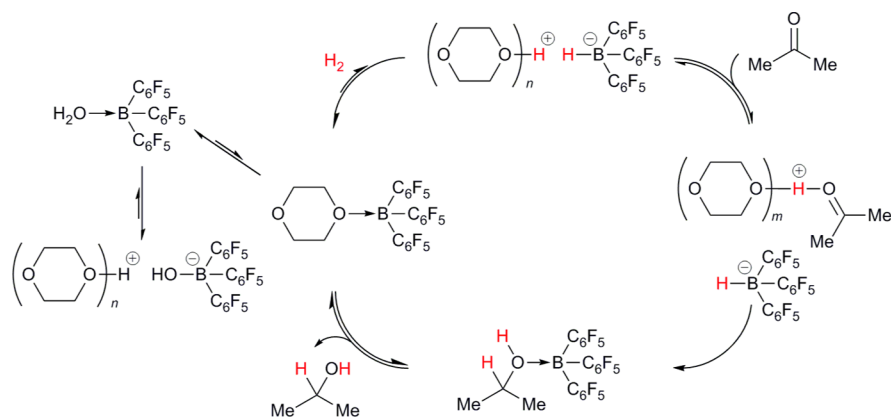
deprotonation of [1·OH₂] does not occur (c.f. Scheme 1). Even so, it seems possible that reversible deprotonation does occur, which could be consistent with the acidity of this adduct (vide supra).¹⁹ Evidence for deprotonation comes from ¹¹B NMR spectroscopy: although [1·OH₂] alone shows an ¹¹B NMR resonance at 4.6 ppm in the noncoordinating yet highly polar solvent 1,2-difluorobenzene (DFB), addition of 1,4-dioxane leads to a clear upfield shift, to −0.6 ppm with 1 equiv of ethereal base, and −2.1 ppm with 10 equiv (Figure 1).²⁰ Typical nonanhydrous reaction mixtures, which contain [1·OH₂] in neat 1,4-dioxane, produce resonances farther upfield still, at −3.0 ppm. For comparison, the ¹¹B NMR shift of [NMe₄][1·OH], which contains the “free” conjugate base of [1·OH₂], has been reported as −2.1 ppm in CD₂Cl₂, with similar shifts for related salts.²¹ ¹H NMR analysis also suggests an interaction between [1·OH₂] and 1,4-dioxane, with the 1,4-dioxane resonance shifted slightly downfield, from 3.56 ppm in the absence of [1·OH₂], to 3.59 ppm in the presence of 1 equiv, indicating overall deshielding. Although displacement of H₂O for 1,4-dioxane could also potentially explain these shifts in the NMR spectra, this possibility can be discounted: addition of 1 and 10 equiv of 1,4-dioxane to dry **1** in DFB leads to ¹¹B NMR resonances at 9.8 and 5.7 ppm, respectively, and 1,4-dioxane ¹H resonances at 3.96 and 3.59 ppm, respectively; in all cases significantly farther downfield than when H₂O is also present.

Reversible deprotonation of [1·OH₂] and the related [1·ROH] adducts may partially explain the large effect that pressure has been observed to have on both the anhydrous and nonanhydrous reactions. Increasing H₂ pressure will increase the solution concentration of H₂ and, in turn, the degree of H₂ activation. The resulting increase in Brønsted acid concentration should perturb the equilibrium between [1·OH₂]/[1·iPrOH] and [1·OH][−]/[1·O*i*Pr][−] in favor of the more weakly bound neutral adducts, hence facilitating catalytic turnover via ROH/H₂O dissociation from **1**.

Scheme 2. Previously-Reported Hydrogenation of Aldehydes and Ketones Catalyzed by 1.^{6a,b}



^aR = aryl, alkyl; R' = alkyl, H.

Scheme 3. Proposed Mechanism for Moisture-Tolerant Hydrogenation of Acetone^a

^aPossible hydrogen bonding of solvent with [1·ROH] and [1·OH₂] omitted for clarity.

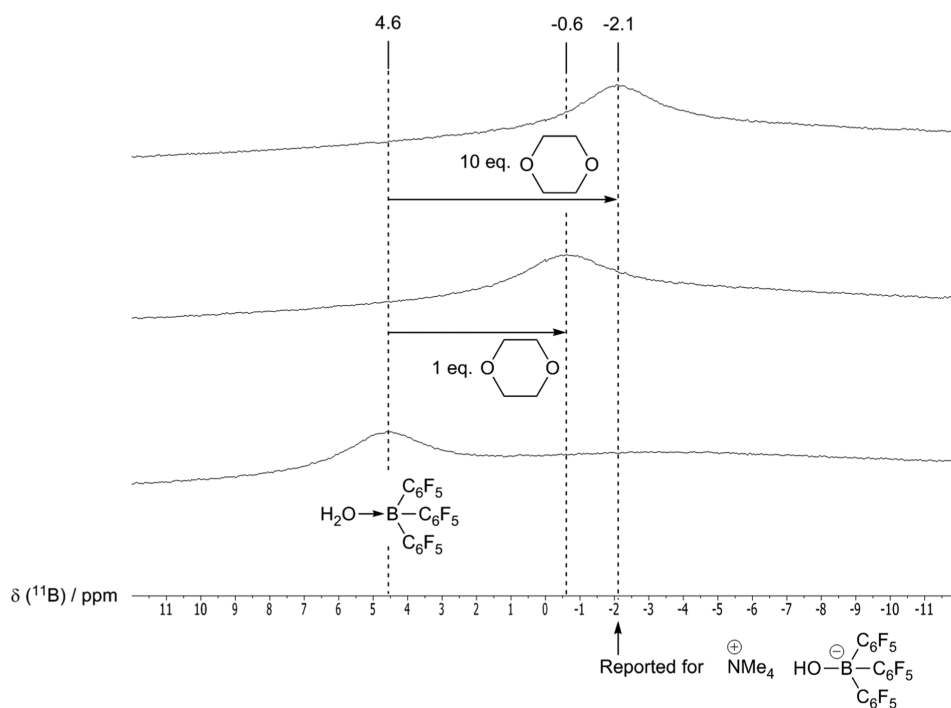


Figure 1. Variation in ¹¹B NMR chemical shift of [1·OH₂] upon addition of 1,4-dioxane in DFB.

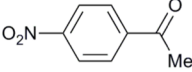
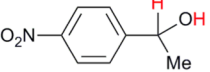
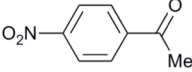
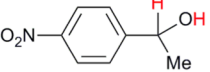
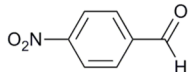
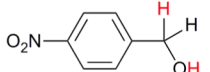
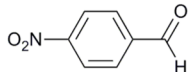
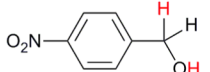
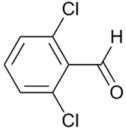
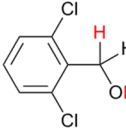
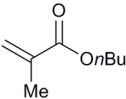
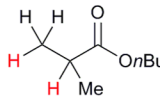
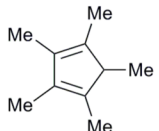
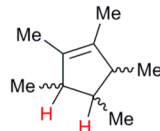
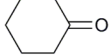

Given that the rationale for H₂O tolerance in this system depends primarily on the absence of a strong base, it seemed reasonable that catalytic hydrogenation without the need for rigorously dry conditions might also be achievable for other weakly basic substrates. To this end, a variety of additional substrates (both carbonyls and noncarbonyls) were treated under similar conditions. For most, clean, efficient catalytic reduction was observed without the need for extensive further optimization (Table 2, entries 1–7), clearly indicating the generality of this water-tolerant methodology. As well as using undried solvent, reactions could be performed under open bench conditions without the need for inert atmosphere containment systems²² (although long-term storage of **1** is best carried out in a glovebox). By contrast, the attempted reduction of cyclohexanone under the same conditions was unsuccessful (Table 2, entry 8), which is qualitatively consistent with previous observations made under dry conditions,^{6a} for which higher pressures were required for hydrogenation than for the

other carbonyl substrates. Collectively, these results suggest a similar substrate scope for the anhydrous and nonanhydrous reaction protocols.

In addition to the advantages already discussed, moisture-tolerance should also allow FLPs to catalyze reactions that produce H₂O. To this end, acetophenone was exposed to our anhydrous reaction conditions. Clean, catalytic reductive deoxygenation to ethylbenzene²³ was observed, despite the concomitant formation of H₂O (5 equiv relative to catalyst) that necessarily occurs (Scheme 4).

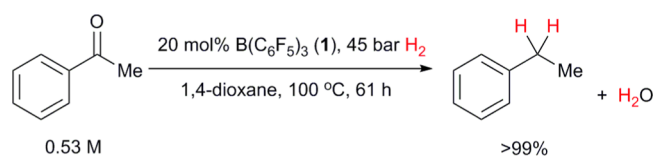
In conclusion, we have demonstrated a number of examples of FLP-catalyzed hydrogenation reactions demonstrating appreciable water tolerance. As a result, a variety of weakly basic substrates can be hydrogenated cleanly and in high yield, in the absence of a transition metal catalyst, in commercial-grade “bench” (undried) solvents. By removing the need for both extensive, laborious drying of reaction solvents and inert atmosphere reaction techniques, this development significantly

Table 2. Metal-Free Hydrogenation of Weakly-Basic Substrates in Non-Anhydrous Solvent

Entry ^a	Substrate	Product	Substrate $\xrightarrow[\text{ACS reagent grade 1,4-dioxane}]{\text{cat. B(C}_6\text{F}_5)_3 \text{ (1), 50 bar H}_2, 100 \text{ }^\circ\text{C}}$ Product			
			[1] / mol%	<i>t</i> / h	Conv. / % ^b	TON
1			5	20	50	10
2 ^c			10	17	>99	10
3 ^d			5	20	77	15
4			10	17	>99	10
5			5	17	>99	20
6 ^d			2.5	21	48	19
7 ^c			10	44	>99 ^e	10
8 ^c			5	18	0	0

^aStandard conditions: 4.0 mmol substrate, 0.53 M. ^bAll conversions measured by ¹H NMR integration. ^c2.0 mmol substrate. ^d8.0 mmol substrate. ^eUnquantified mixture of isomers.

Scheme 4. Hydrogenation of Acetophenone to Ethylbenzene and H₂O Catalyzed by 1



increases the practicality of the FLP hydrogenation methodology. These findings extend the current reach of FLP hydrogenation catalysis from rigorously anhydrous research laboratory conditions into industrially relevant, commercially available solvent grades and reaction conditions.

■ ASSOCIATED CONTENT

Supporting Information

The Supporting Information is available free of charge on the ACS Publications website at DOI: 10.1021/acscatal.5b01417.

Full experimental details (PDF)

■ AUTHOR INFORMATION

Corresponding Author

*Phone: +44 (0)20 759 45810. E-mail: a.ashley@imperial.ac.uk.

Notes

The authors declare no competing financial interest.

■ ACKNOWLEDGMENTS

We would like to thank GreenCatEng, Eli Lilly (Pharmacat consortium), and the EPSRC for providing funding for a Ph.D. studentship (D.J.S.), and Dr. George Britovsek and Prof. Ramon Vilar for access to high-pressure equipment. G.G.W. and A.E.A. thank the Royal Society for financial support through University Research Fellowships. The research leading to these results has received funding from the European Research Council under the ERC Starting Grant Agreement No. 307061 (PiHOMER) and ERC PoC Grant Agreement No. 640988 (FLPower).

■ REFERENCES

- (1) Welch, G. C.; Juan, R. R. S.; Masuda, J. D.; Stephan, D. W. *Science* **2006**, *314*, 1124–1126.
- (2) For recent reviews, see: (a) Stephan, D. W.; Erker, G. *Angew. Chem., Int. Ed.* **2015**, *54*, 6400–6441. (b) Stephan, D. W. *Acc. Chem. Res.* **2015**, *48*, 306–316.
- (3) Chase, P. A.; Welch, G. C.; Jurca, T.; Stephan, D. W. *Angew. Chem., Int. Ed.* **2007**, *46*, 8050–8053.
- (4) Stephan, D. W.; Greenberg, S.; Graham, T. W.; Chase, P.; Hastie, J. J.; Geier, S. J.; Farrell, J. M.; Brown, C. C.; Heiden, Z. M.; Welch, G. C.; Ullrich, M. *Inorg. Chem.* **2011**, *50*, 12338–12348.

(5) (a) Xu, X.; Kehr, G.; Daniliuc, C. G.; Erker, G. *J. Am. Chem. Soc.* **2015**, *137*, 4550–4557. (b) Chernichenko, K.; Madarász, Á.; Pápai, I.; Nieger, M.; Leskelä, M.; Repo, T. *Nat. Chem.* **2013**, *5*, 718–723.

(6) (a) Scott, D. J.; Fuchter, M. J.; Ashley, A. E. *J. Am. Chem. Soc.* **2014**, *136*, 15813–15816. (b) Mahdi, T.; Stephan, D. W. *J. Am. Chem. Soc.* **2014**, *136*, 15809–15812. (c) Mahdi, T.; Stephan, D. W. *Angew. Chem., Int. Ed.* **2015**, *54*, 8511–8514.

(7) Farrell, J. M.; Posaratnanathan, R. T.; Stephan, D. W. *Chem. Sci.* **2015**, *6*, 2010–2015.

(8) (a) Lindqvist, M.; Borre, K.; Axenov, K.; Kótai, B.; Nieger, M.; Leskelä, M.; Pápai, I.; Repo, T. *J. Am. Chem. Soc.* **2015**, *137*, 4038–4041. (b) Zhang, Z.; Du, H. *Org. Lett.* **2015**, *17*, 2816–2819. (c) Ren, X.; Li, G.; Wei, S.; Du, H. *Org. Lett.* **2015**, *17*, 990–993. (d) Wei, S.; Du, H. *J. Am. Chem. Soc.* **2014**, *136*, 12261–12264.

(9) Thomson, J. W.; Hatnean, J. A.; Hastie, J. J.; Pasternak, A.; Stephan, D. W.; Chase, P. A. *Org. Process Res. Dev.* **2013**, *17*, 1287–1292.

(10) (a) Erős, G.; Mehdi, H.; Pápai, I.; Rokob, T. A.; Király, P.; Tárkányi, G.; Soós, T. *Angew. Chem., Int. Ed.* **2010**, *49*, 6559–6563. (b) Erős, G.; Nagy, K.; Mehdi, H.; Pápai, I.; Nagy, P.; Király, P.; Tárkányi, G.; Soós, T. *Chem. - Eur. J.* **2012**, *18*, 574–585. (c) Greb, L.; Daniliuc, C. G.; Bergander, K.; Paradies, J. *Angew. Chem., Int. Ed.* **2013**, *52*, 5876–5879.

(11) Ashley, A. E.; Herrington, T. J.; Wildgoose, G. G.; Zaher, H.; Thompson, A. L.; Rees, N. H.; Krämer, T.; O'Hare, D. *J. Am. Chem. Soc.* **2011**, *133*, 14727–14740.

(12) Scott, D. J.; Fuchter, M. J.; Ashley, A. E. *Angew. Chem., Int. Ed.* **2014**, *53*, 10218–10222.

(13) Clark, E. R.; Ingleson, M. J. *Angew. Chem., Int. Ed.* **2014**, *53*, 11306–11309.

(14) While this manuscript was under review, Soós et al. reported a moisture-tolerant protocol for FLP-catalysed hydrogenation of aldehydes and ketones using novel boranes specifically designed for that purpose. Their approach (targeted design of new catalysts, rather than adaptation of existing FLP hydrogenation protocols) complements the work reported herein. Gyömöre, Á.; Bakos, M.; Földes, T.; Pápai, I.; Domján, A.; Soós, T. *ACS Catal.* **2015**, DOI: 10.1021/acscatal.5b01299.

(15) $pK_a = 8.4$ in MeCN, c.f. 8.5 for HCl: Bergquist, C.; Bridgewater, B. M.; Harlan, C. J.; Norton, J. R.; Friesner, R. A.; Parkin, G. *J. Am. Chem. Soc.* **2000**, *122*, 10581–10590.

(16) (a) Bradley, D. C.; Harding, I. S.; Keefe, A. D.; Motevalli, M.; Zheng, D. H. *J. Chem. Soc., Dalton Trans.* **1996**, 3931–3936. (b) Ashley, A. E.; Thompson, A. L.; O'Hare, D. *Angew. Chem., Int. Ed.* **2009**, *48*, 9839–9843.

(17) ACS reagent grade 1,4-dioxane purchased from Sigma Aldrich was used. Karl Fischer titration indicated 220 ppm/0.022% H₂O (w/w) (advertised as up to 0.05%).

(18) We propose that 1,4-dioxane acts as the main base for hydrogen activation due to the vast excess (12 M) in which it is present; however, in principle, this role could also be played by water or 2-propanol.

(19) The pK_a of protonated 1,4-dioxane has been measured as -2.92 in aqueous solution. Although the aqueous pK_a of [1-OH₂⁺] has not been measured,¹⁵ our results indicate that it may be comparable. See: Arnett, E.; Wu, C. Y. *J. Am. Chem. Soc.* **1960**, *82*, 4999–5000.

(20) It should be noted that these observations could also be consistent with strong hydrogen bonding to the solvent rather than full formal deprotonation; in practice, the true situation might be expected to lie somewhere between these two extremes.

(21) (a) Hewavitharanage, P.; Danilov, E. O.; Neckers, D. C. *J. Org. Chem.* **2005**, *70*, 10653–10659. (b) Bibal, C.; Santini, C. C.; Chauvin, Y.; Vallee, C.; Olivier-Bourbigou, H. *Dalton Trans.* **2008**, *37*, 2866–2870.

(22) For all experiments [H₂O] > [1], as indicated by control experiments: see SI.

(23) ¹H NMR analysis of an aliquot taken at partial conversion showed formation of styrene (in addition to ethylbenzene and the expected alcohol intermediate), which is consistent with previous

observations made at lower pressure.^{6a} At completion, only ethylbenzene was observed, however, indicating that the alkene undergoes further reduction (either directly, or via rehydration to the alcohol).